



CyA T

M160

10 - 160 mg/L CyA

CyA

Melamine

## Instrument specific information

The test can be performed on the following devices. In addition, the required cuvette and the absorption range of the photometer are indicated.

Instrument Type	Cuvette	$\lambda$	Measuring Range
MD 100, MD 110, MD 200, MD 600, MD 610, MD 640, MultiDirect, PM 600, PM 620, PM 630, SpectroDirect, XD 7000, XD 7500	ø 24 mm	530 nm	10 - 160 mg/L CyA

## Material

Required material (partly optional):

Reagents	Packaging Unit	Part Number
CyA-Test	Tablet / 100	511370BT
CyA-Test	Tablet / 250	511371BT
Deionised Water	100 mL	461275
Deionised Water	250 mL	457022

## Application List

- Pool Water Control

## Notes

1. Cyanuric acid causes an extremely fine distributed turbidity with a milky appearance. Individual particles are not attributable to the presence of cyanuric acid.

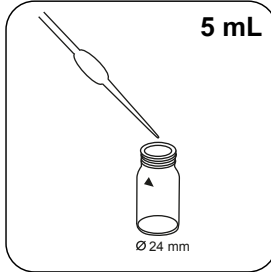




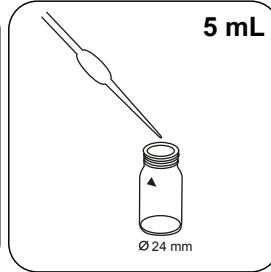
## Determination of Cyanuric Acid Test with Tablet

Select the method on the device.

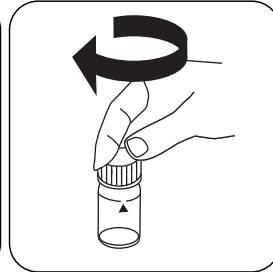
For this method, a ZERO measurement does not have to be carried out every time on the following devices: XD 7000, XD 7500



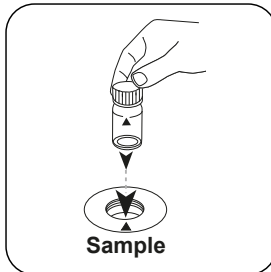
Fill 24 mm vial with **5 mL deionised water** .




Put **5 mL sample** in the vial.



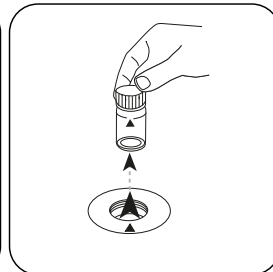
Close vial(s).



Place **sample vial** in the sample chamber. Pay attention to the positioning.

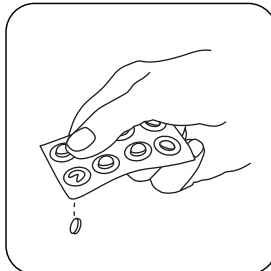


Press the **ZERO** button.

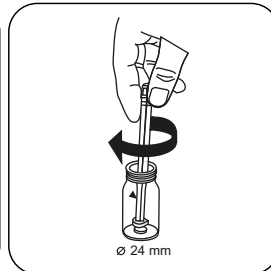


Remove the vial from the sample chamber.

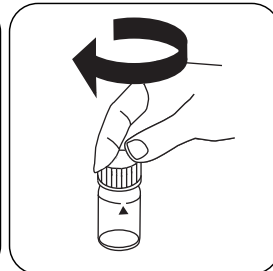
For devices that require **no ZERO measurement** , start here.



Add **CyA-Test tablet**.



Crush tablet(s) by rotating slightly.



Close vial(s).



Invert several times to mix the contents (for at least 60 s until the tablet is completely dissolved).



Place **sample vial** in the sample chamber. Pay attention to the positioning.



Press the **TEST** (XD: **START**) button.

The result in mg/L Cyanuric Acid appears on the display.



## Chemical Method

Melamine

### Calibration function for 3rd-party photometers

$$\text{Conc.} = a + b \cdot \text{Abs} + c \cdot \text{Abs}^2 + d \cdot \text{Abs}^3 + e \cdot \text{Abs}^4 + f \cdot \text{Abs}^5$$

	∅ 24 mm	□ 10 mm
a	$-9.51421 \cdot 10^{-1}$	$-9.51421 \cdot 10^{-1}$
b	$6.99203 \cdot 10^{+1}$	$1.50329 \cdot 10^{+2}$
c	$6.14201 \cdot 10^{+0}$	$2.83914 \cdot 10^{+1}$
d		
e		
f		

## Interferences

### Persistent Interferences

1. Undissolved particles may lead to higher results. Therefore, it is important to dissolve the Tablet completely.