



Hardness total HR T

M201

20 - 500 mg/L CaCO<sub>3</sub> <sup>1)</sup>

tH2

Metallphthaleine

## Instrument specific information

The test can be performed on the following devices. In addition, the required cuvette and the absorption range of the photometer are indicated.

Instrument Type	Cuvette	$\lambda$	Measuring Range
MD 100, MD 600, MD 610, MD 640, MultiDirect, PM 620, PM 630	ø 24 mm	560 nm	20 - 500 mg/L CaCO <sub>3</sub> <sup>1)</sup>
SpectroDirect, XD 7000, XD 7500	ø 24 mm	571 nm	20 - 500 mg/L CaCO <sub>3</sub> <sup>1)</sup>

## Material

Required material (partly optional):

Reagents	Packaging Unit	Part Number
Hardcheck P	Tablet / 100	515660BT
Hardcheck P	Tablet / 250	515661BT

## Application List

- Cooling Water
- Boiler Water
- Drinking Water Treatment
- Raw Water Treatment

## Preparation

1. Strong alkaline or acidic water samples should be adjusted between pH 4 and pH 10 before the analysis (use 1 mol/l Sulphuric acid or 1 mol/l Sodium hydroxide).

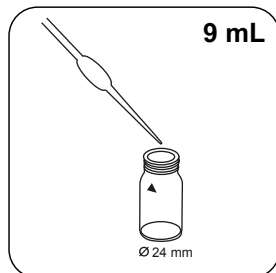




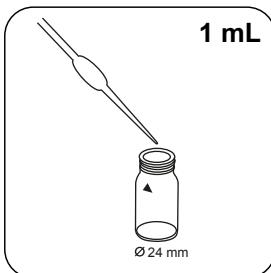
## Determination of Hardness total HR with tablet

Select the method on the device.

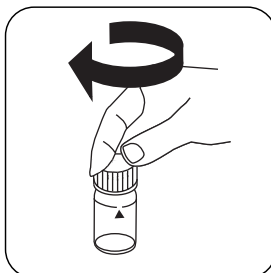
For this method, a ZERO measurement does not have to be carried out every time on the following devices: XD 7000, XD 7500



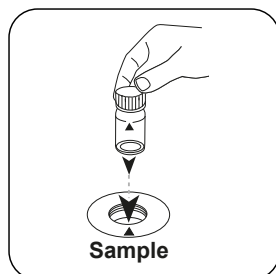
Fill 24 mm vial with **9 mL deionised water** .




Put **1 mL sample** in the vial.



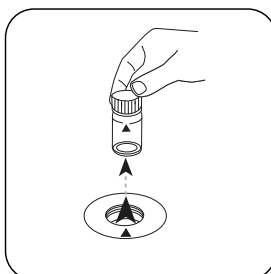
Close vial(s).



Place **sample vial** in the sample chamber. Pay attention to the positioning.

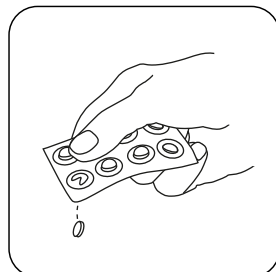


Press the **ZERO** button.

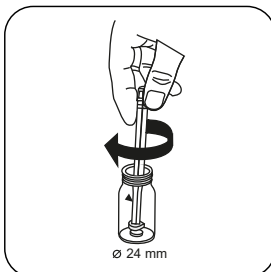


Remove the vial from the sample chamber.

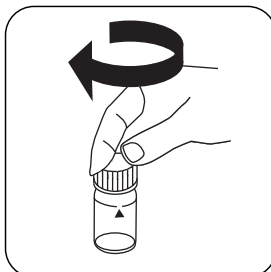
For devices that require **no ZERO measurement** , start here.



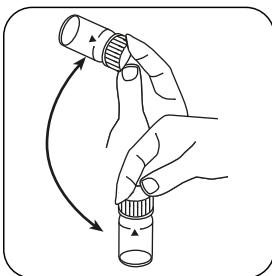
Add **HARDCHECK P tablet**.



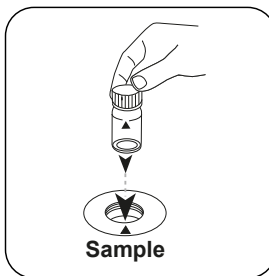
Crush tablet(s) by rotating slightly.



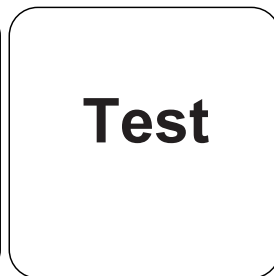
Close vial(s).



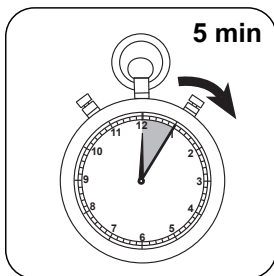
Dissolve tablet(s) by inverting.



Place **sample vial** in the sample chamber. Pay attention to the positioning.



Press the **TEST** (XD: **START**) button.



Wait for **5 minute(s) reaction time**.

Once the reaction period is finished, the measurement takes place automatically. The result in total Hardness appears on the display.



## Analyses

The following table identifies the output values can be converted into other citation forms.

Unit	Cite form	Scale Factor
mg/l	CaCO <sub>3</sub>	1
	°dH	0.056
	°eH	0.07
	°fH	0.1
	°aH	1
mg/l	Ca	0.40043

## Chemical Method

Metallphthaleine

## Appendix

### Calibration function for 3rd-party photometers

Conc. =  $a + b \cdot \text{Abs} + c \cdot \text{Abs}^2 + d \cdot \text{Abs}^3 + e \cdot \text{Abs}^4 + f \cdot \text{Abs}^5$

	∅ 24 mm	□ 10 mm
a	$-3.06466 \cdot 10^{-1}$	$-3.06466 \cdot 10^{-1}$
b	$5.0694 \cdot 10^{-2}$	$1.08992 \cdot 10^{-3}$
c	$-6.33317 \cdot 10^{-1}$	$-2.92751 \cdot 10^{-2}$
d		
e		
f		

## Interferences

### Removeable Interferences

1. Interference from zinc and magnesium can be eliminated by the addition of 8-hydroxyquinoline.
2. Concentrations of strontium and barium that occur in waters and soils do not interfere.

### Bibliography

Photometrische Analyseverfahren, Schwedt, Wissenschaftliche Verlagsgesellschaft mbH, Stuttgart 1989



<sup>9</sup> high range by dilution