

**Peracetic Acid****56I700310****10 - 6000 mg/L H<sub>2</sub>O<sub>2</sub>****Material**

<b>Reagents</b>	<b>Packaging Unit</b>	<b>Part Number</b>
Peracetic Acid Buffer HP1	65 mL	56L741565
Peracetic Acid Indicator CL2A Tablets	Tablet / 50	56T002690
Peracetic Acid Indicator CL2B Powder	Powder / 20 g	56P014820
Peracetic Acid Titrant CL7	65 mL	56L056665

The following accessories are required.

<b>Accessories</b>	<b>Packaging Unit</b>	<b>Part Number</b>
Syringe, plastic, 20 mL	1 Pieces	56A006501
Stirring rod and spoon	1 Pieces	56A006601
Titration jar with cap, plastic, 125 mL, 125 mL	1 Pieces	56A022001

**Application List**

- Food and Beverage

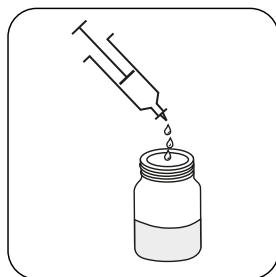
**Remarks**

1. Colours may vary depending on sample and test conditions.

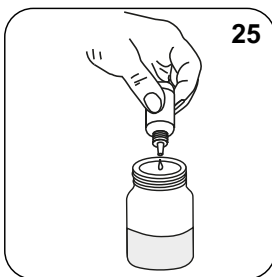
## Sampling

Select the sample volume from the table according to the expected measuring range and read off the factor to calculate the result.

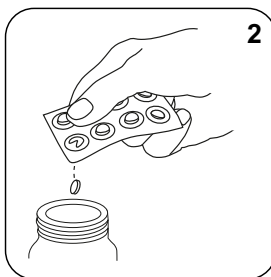
<b>Expected Range</b>	<b>Titrant used</b>	<b>Sample Size</b>	<b>Factor</b>
10-300 mg/L	Peracetic acid Titrant CL7	100 mL	10
200-600 mg/L	Peracetic acid Titrant CL7	50 mL	20
500-1500 mg/L	Peracetic acid Titrant CL7	20 mL	50
1000-3000 mg/L	Peracetic acid Titrant CL7	10 mL	100
2000-6000 mg/L	Peracetic acid Titrant CL7	5 mL	200



**Attention!** Select the appropriate sample volume according to the instructions in the chapter Sampling.



Add **25 drops Peracetic acid Buffer HP1**.



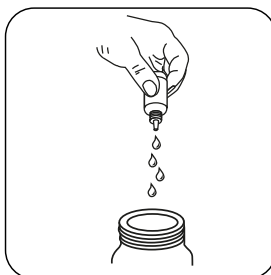
Add **2 Peracetic acid Indicator CL2A tablet(s)**.



Swirl to mix.



If  $H_2O_2$  is present sample will be a **pale yellow to dark brown** colour.

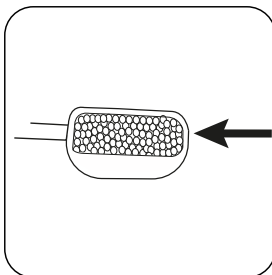


**Attention!** Record the number of drops that will be added.

**Note:** Make sure to swirl the jar after adding each drop!



Add **x (Resultat A)** drops of **Peracetic Acid Titrant CL7** to give a **yellow** colour.



Add a level measuring scoop **Percetic Acid Indicator CL2B Power**.



Swirl to mix.

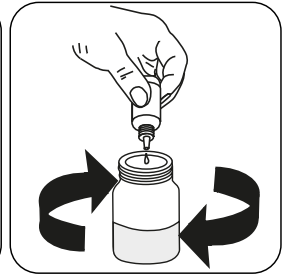


The sample will turn **blue** .



**Attention!** Record the number of drops that will be added.

**Note:** Make sure to swirl the jar after adding each drop!



Add drops of **Peracetic Acid Titrant CL7** until the sample is colourless (**Resultat A**).



The color should persist for at least **30** seconds.

**Calculate test result:**  $\text{H}_2\text{O}_2 + \text{PAA (as H}_2\text{O}_2\text{) mg/L} = \text{Number of drops CL7 (Result A} + \text{Result B) x factor (see table)}$