

pH

Strips pH 0-14

0 - 14 pH

Material

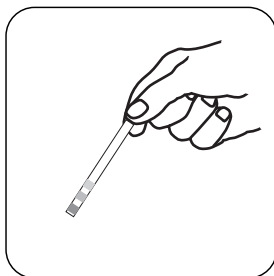
Reagents	Packaging Unit	Part Number
pH Strips pH 0-14 Plastic	1 Pieces	56S001290

Application List


- Cooling Water
- Disinfection Control

Remarks

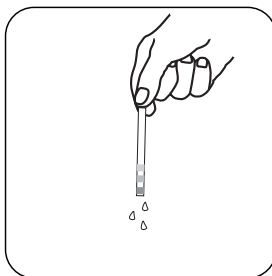
1. When handling test strips, make sure to touch them with your fingers only at the end of the test strip. The pads must not come into contact with the fingers.
2. The test strips must be stored in the closed packaging.




Remove one test strip. Hold the end of the test strip between index finger and thumb.



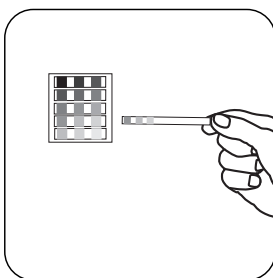
Dip the test strip into the solution to be tested so that all pads are completely immersed.



Shake off excess liquid.



Compare the colour of the test strip within 30 seconds with the colour chart provided.



Read the result from the colour scale.